

Introduction to Computer Science

Welcome

Where is Computer Science?

- How do we use computers?
- What products that we use have computers in them?
- So what is a computer?
- Then what is computer science?



Computers
aren't just for
nerds anymore



facebook

Social Networking
has changed how
we interact.




Cell Phone provide new ways to communicate



The Evolution of i-Devices created new ways to play music, watch movies and use app's.



And what makes all this possible?

- Advances in electronic devices & communications
-  • Development of new computer programs to control those devices and the apps
- New ways that the information (data) of our lives can be stored, shared and used.

This class focuses on learning how computer programs are created!

This course is about:

- Expressing your ideas and thoughts creatively using programming!
- Learning the principles of programming. How to:
 - Have action repeat in loops
 - Make decisions which way to go
 - Keep score and tally values
 - Collect information and then display results
- By creating a collection of small to medium size programs using Scratch and Snap.
- Using your math and writing skills to make games that and animate images to tell stories.

This course is NOT:

- Showing off how good you are at Halo
- Surfing for sports scores or latest news on the Internet
- Creating Websites (sorry)
- Finishing homework from other classes

Our Four Professional Classroom Standards

1. **Respect:** respect and encourage fellow students, yourself, and the teacher, allowing us to benefit from all our contributions.
2. **Safety:** always act safely, follow safety procedures, and help others to act the safest; the limb you save may be your own.
3. **Learning:** participate in the learning process by listening to, suggesting and trying out new ideas.
4. **Teamwork:** assist other by sharing your skills cooperatively to help everyone succeed.

Computer Science Classroom Guidelines:

<http://www.garfieldcs.com/wordpress/wordpress/wp-content/uploads/2012/09/Computer-Science-Classroom-Guidelines.pdf>


Electronic Device & Hall Pass

Policy Reminder and Clarifications.



From Interruption to Enhancement

CAUTION
CELL PHONES
IN USE MAY
INTERRUPT
LEARNING



CAUTION
CELL PHONES
IN USE MAY
ENHANCE
LEARNING

Policy: Electronic Devices may only be used during class for teacher approved educational purposes.

What are our class's educational uses for Electronics?

Clarifying Electronics Policy

<u>Teacher Discretion*</u>	<u>Never Allowed in class</u>
<ul style="list-style-type: none">• Using phones as calendars, calculators, timers, etc.• Using phones for purposes directly tied to learning objective (i.e. research)• Taking photos of notes / board when appropriate• Listening to music when working independently, <u>not when working in teams</u>	<ul style="list-style-type: none">• <u>Gaming</u>• <u>Texting or phone calls</u>• <u>Social networking</u> (i.e. Facebook, SnapChat)• <u>Taking Selfies</u>• <u>Unattended charging phones in class**</u>• Non-academic use, not approved by teacher.

*For all usage, teacher will explicitly tell students how phones can be used and during what specific times and purpose.

** Charging phone must be within student's eyesight and arms reach at all times face down and silenced - if not, teacher will take them to avoid theft see...

Accountability for Electronics

- Be accountable yourself, if you need to use your device, ask your teacher BEFORE you use it. If you don't, be prepared to give the phone to your teacher.
- The consequences for violating the policy:
 - 1st offense: teacher holds phone until end of period
 - 2nd offense: teacher gives phone to administrator (student retrieves from administrator)
 - 3rd offense: teacher gives phone to administrator (parent / guardian retrieves from administrator)
- Administrators who see phones in classrooms, will follow up with teacher to discuss their policies and their students' use.

Blue Hall Pass Usage



Clarifying Hall Pass Policy

- Only large blue laminated and small blue paper passes are acceptable from teachers.
 - Only one student can use a pass at a time.*
 - Students should use the pass for no more than 5 minutes at a time. If you need more, ask...
 - **Only for using the bathroom or get water** – anything else first ask your teacher explicitly (especially to see the nurse or a teacher/coach)
 - Students are required to sign in and sign out when using the hall pass
 - Students on No Hall Pass List cannot use it.
- * For emergencies or other needs directly talk to your teacher for a blue paper pass.

Accountability for Hall Passes

- Be accountable for following all Hall pass procedures
- Consequences for students with no pass in the halls
 - Security will ask ALL students who do not have a visible pass for their pass
 - If students does not have a valid pass, security will escort student back to class and inform teacher of incident
 - Students who repeatedly violate policy will be placed on No Hall Pass List
- If you do not sign out/in when using the Hall Pass, you will lose use of the pass in our classroom.

In the Computer Lab

- **No Food of any kind, even candy.** No one wants to use a greasy or sticky keyboard or mouse.
- **Only water** in capped bottles allowed. We need to protect the computers and keep them dry.
- Please keep your food in your backpack or lunch sack.

Food in the Classroom

- **No eating at our class tables.** No one wants to sit at a greasy or sticky table.
- Need to eat? Use our “Breakfast Club” tables near the door.
- But make sure that you are **paying attention to class** and only there for a short period, it is not an excuse for not participating in class activities and will increase you odds of being called on.

Missing Class & Tardies

- Most all our lessons & class work build on each other, so any absence, excused or not, **need work to be made up** as soon as possible.
- **Team work requires that you are present to participate.** Your team will move on if you are out, and you may miss opportunities (and points) along the way.
- **Plan ahead** if you are going to be out.

Three Garfield Requirements:

- Always follow the **Student Network Use Agreement** when using the computers, especially during class.
- If your grade drops **below a C**, your parents/guardians will be receive a call.
- Follow our **Ethics Policy** – only turn in your own work, especially on individual projects.

Questions?



Search ID: pjun1231
"Jimmy! Will you stop texting on your mobile phone. We are trying to discuss how technology has changed society!"

Images used, in order...

- <http://www.lostintechology.com/wp-content/uploads/2013/12/bigstock-Education-Concept-54111191.jpg>
- <http://www.hooverwebdesign.com/free-printables/free-printable-hall-pass-rainbow.gif>
- <http://2.bp.blogspot.com/-69ZesJcPWkg/T5tOh284mEI/AAAAAAAAAAAEo/3Os89zEULMk/s1600/Cell-Phone-Policy-1-2g3t5cg.jpg>
- <https://s-media-cache-ak0.pinimg.com/736x/75/61/a1/7561a1cc41c65c6316ffdda175a776f9.jpg>
- https://s3.amazonaws.com/lowres.cartoonstock.com/education-teaching-school-schooling-mobiles-cells-phones-pjun1231_low.jpg

- Images Copied 10/29/2015

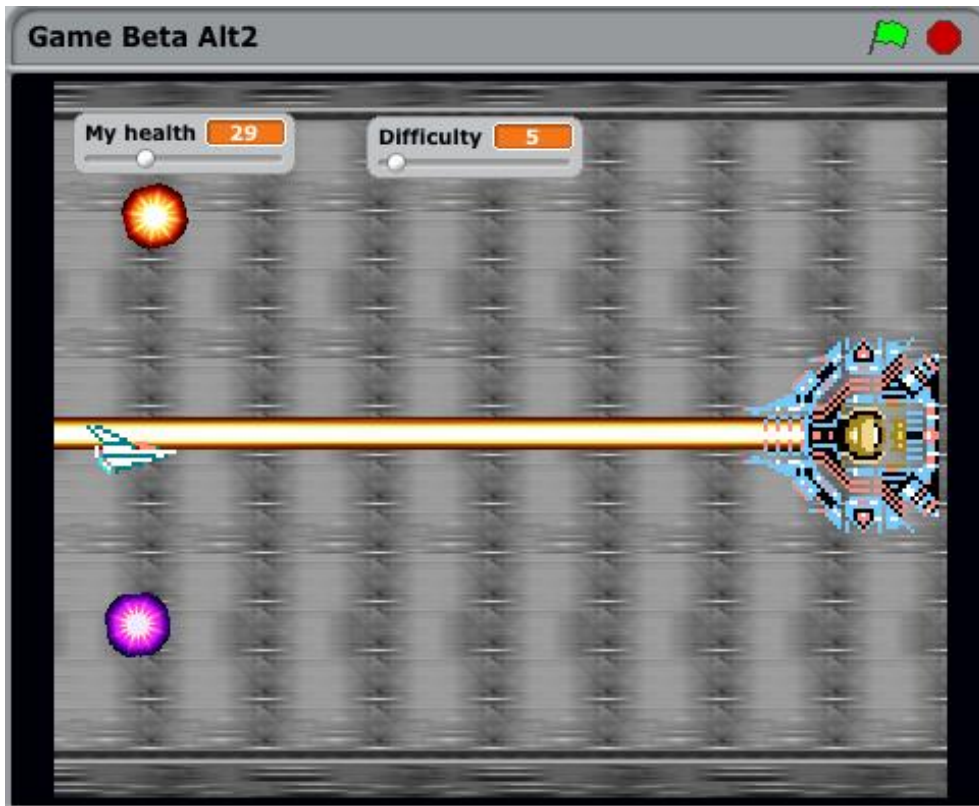
Our Class Guidelines:

- Full details of CS Classroom Guidelines can be found online at:
<http://www.garfieldcs.com/wordpress/wordpress/wp-content/uploads/2014/09/Computer-Science-Classroom-Guidelines-2014.pdf>
- Note the Escalation Process. It is designed to help students correct their behavior.

Grading

- **40% - Projects**
 - Applying all we learn to demonstrate new skills
 - Primarily in-class
- **35% - Daily Class Work**
 - Web explorations, worksheets, reflections and “warm up exercises”
 - Collaboration, respect, leadership and participation
- **25% - Quizzes and Tests**
 - Demonstrate long-term retention of essential content and application of new skills

Ready to take a look?



Student Examples:

<http://scratch.mit.edu/users/ExploringCSFall2011>

Key to success, our Class Website

- Our Class Website is

www.garfieldcs.com

- Go to there and find our “Intro to CS” tab.
- Before asking a question, check the material here, you may have the answer right there!
- If you miss a day, this is where you can find everything you need to catch up.